曳引式半圆形观光电梯(对重侧置)标准土建图

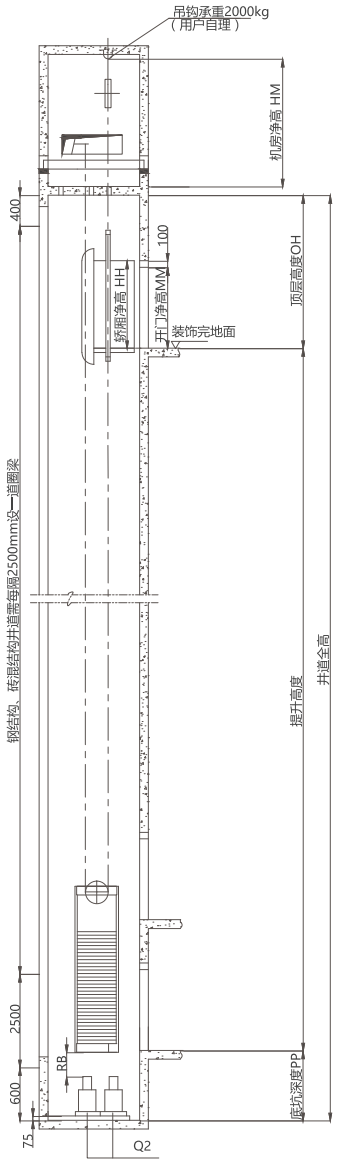

井道立面布置图

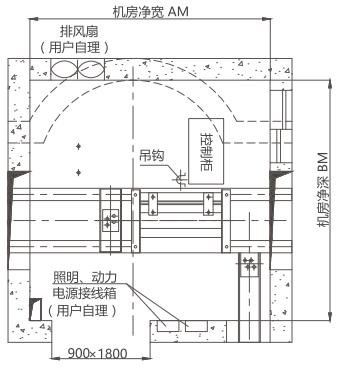

机房平面布置图

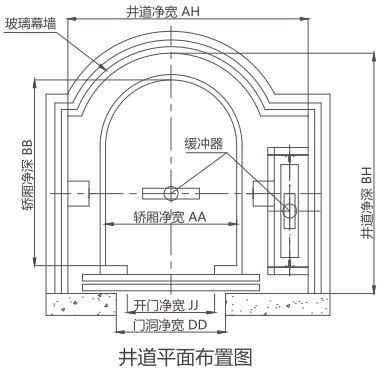

井道平面布置图

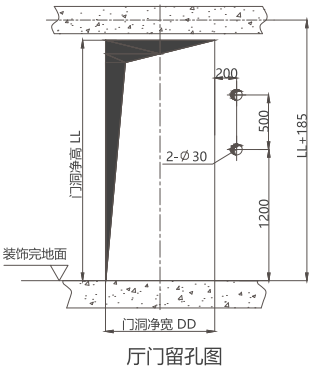

厅门留孔图

参数表

额定载重 (kg)	额定速度 (m/s)	轿厢内尺寸 AA×BB×HH (mm)	井道内尺寸 AH×BH (mm)	机房内尺寸 AM×BM×HM(mm)	顶层高度 OH (mm)	底坑深度 PP (mm)	开门净尺寸 JJ×MM (mm)	门洞净尺寸 DD×LL (mm)	开门方式
630	1.0	1100×1550×2300	2100×2020	2100×2020×2500	4700	2050	700×2100	900×2200	中分
	1.5				4800	2100			
	1.75				4900	2100			
	2.0				5200	2300			
800	1.0	1200×1700×2300	2200×2200	2200×2200×2500	4700	2050	800×2100	1000×2200	中分
	1.5				4800	2100			
	1.75				4900	2100			
	2.0				5200	2300			
	2.5				5500	2400			
1000	1.0	1400×1800×2300	2400×2300	2400×2300×2500	4800	2050	900×2100	1100×2200	中分
	1.5				4900	2100			
	1.75				5000	2100			
	2.0				5300	2400			
	2.5				5600	2500			